

Summer Reminders

Dear parents and students,

Welcome to the Fifth Grade! Attached you will find the supply list, summer reading assignments, and math worksheets. Please complete the reading and math packet for the first day of school. Below I have also included some practice websites for reading and math. I hope that you have a fun and relaxing summer break! See you soon!

Reading

- Reading practice <http://www.k12reader.com/subject/reading-skills/reading-comprehension/4th-grade-reading-comprehension-worksheets/>
- Reading practice <https://www.ereadingworksheets.com/browse-worksheets-by-grade-level/reading-worksheets-by-grade-level/4th-grade-reading-worksheets/>
- Reading practice <http://www.k5learning.com/reading-comprehension-worksheets/fourth-grade-4>

Math

Remember to keep practicing your math facts, especially multiplication and division! If you have a good understanding of your multiplication facts, you will be better prepared for two-digit by two-digit multiplication, long division, and fractions. Any math facts sheets can be printed for free from the website, <http://www.math-drills.com/>. Students will take a weekly math facts quiz starting in September. Below are links to other math websites.

- Math practice <https://www.khanacademy.org/>
- Various areas of math (also has other subjects) <https://www.ixl.com/math/grade-4>
- Math practice (also has Reading practice) <http://www.internet4classrooms.com/>
 - Click on Grade Level Help for PreK thru 8th Grade.
- Math facts practice <http://www.thatquiz.org/tq-1/math/arithmetric/>
- Multiplication tables <http://www.mathsisfun.com/timestable.html>
- Multiplication games <http://mathgameshq.com/category/multiplication-games>
- Another way to practice multiplication <http://gregtangmath.com/kakooma>

Sincerely,

Miss Voytek

Summer Reading 2018
5th - 8th grades

You are required to read two books before school begins.

The mandatory book is:

***A Long Walk to Water*- Linda Sue Park**

The assessment for this book will be a short answer quiz given the first day of class.

You are also required to read one book from the following five titles:

The Unwanteds- McMann

George Washington's Spy- Woodruff

Chasing Lincoln's Killer- Swanson

Ender's Game- Card

How to Die of Embarrassment Every Day- Hodgman

The assessment for the book of your choice will be your choice of one of the following STREAM based activities. This will be completed in school during the first week of school. **You do not need to do this during the summer; it will be done in school.**

<p>Option 1: Design and create a model of one of the main characters in the novel using materials of your choice from the Maker Space. Your character should have at least 6 features that directly relate to the text. (If a character loves Star Wars, he/she could be wearing a Star Wars t-shirt, etc) You will be given a graphic organizer to help plan your model.</p>	<p>Option 2: Create a Google Slide presentation including the major elements of your novel. (title, author, setting, characters, summary, conclusion, message/theme) Include relevant images and make it visually appealing as well as informative.</p>
<p>Option 3: Design and create a comic strip detailing the important events of the book. Include at least 10 frames with colored illustrations and accompanying text to show your understanding of the major events of the novel.</p>	<p>Option 4: Create a poster of the setting of the story. Include at least five quotes from the book describing the setting. Be as detailed as possible. Use color, be creative, and stick to the text.</p>

Supply List (Fifth Grade)

- 4 - pocket folders
- 5 - 1 subject notebooks
 - We will label the notebooks and folders in school.
- 1 - 1 inch 3 ring binder
- 1- zipper pouch or small container for the following supplies
 - Package of number 2 pencils
 - Package of erasable pens (black or blue)
 - 2 - colored ink pens (no gel pens)
 - 1 - 12 inch ruler (with inches and centimeters)
 - 1- box of colored pencils
 - 1- box of markers (thick)
 - 4 - glue sticks
 - 1 - whiteboard dry erase marker (May need to be replaced later in the school year)
 - 1 - pair of scissors
 - 2 highlighters
- 4 - boxes of tissues
- 2 - containers of wipes
- Inexpensive black or white headphones to be left at school – Please put into a plastic Ziploc bag and label with your child's name.
- Students will be given a planner

Supply List (Social Studies)

- 1 Avery Heavy Duty View Binder (size 1 1/2, holds 400 sheets--can be found at Staples)
- package of binder or notebook paper
- 4 labeled dividers put in your binder in the following order: Handouts, History, Geography, Current Events
- library card
- 1 marbled composition notebook labeled Social Studies

Please note if your binder is in order on the first day of school and you have all of your supplies, you will receive 5 points.

Supply List (Spanish)

- 1 - 1 subject notebook
- 1 blue, 1 black, 1 red, and 1 green pen
- 1 - small binder

Supply List (Art)

- 1 – Large Eraser
- Watercolors Crayola (24)
- pencils
- tissues
- wipes

STREAM MAKERSPACES NEED SUPPLIES

DON'T THROW IT AWAY!!! RECYCLE IT TO OUR STREAM MAKERSPACE!!

WE ARE LOOKING FOR THE FOLLOWING ITEMS TO ADD TO OUR MAKERSPACE SUPPLIES. IF YOU HAVE ANY OF THESE ITEMS NOT BEING USED, OR CAN SAVE SOME ITEMS FOR US, PLEASE CONSIDER DONATING THEM TO OUR WONDERFUL MAKERSPACE TO HELP ENHANCE OUR LEARNING.

We Need.....

- craft supplies
- origami paper
- Tinker Toys
- Erector sets
- small tools - pliers, wire snips, screwdrivers
- craft sticks
- duct tape
- pompoms
- wrapping paper tubes
- fabric
- felt
- egg cartons
- paper towel rolls and toilet paper rolls
- corks
- Plastic bottle caps
- brown paper bags
- bubble wrap
- film canisters
- cardboard
- paper and plastic cups
- old CDs and floppy discs
- packing foam
- tooth picks
- clean plastic containers
- clean plastic soda and water bottles
- screws, nuts, bolts
- wire
- toothbrushes
- marbles
- craft kits
- string, yarn, ribbon, fishing line, dental floss

- wire
- pipe cleaners
- cotton balls
- straws
- coffee filters
- cardstock - plain or colored
- paper clips
- rubber bands
- index cards
- sticky notes
- plastic bins for storage
- Legos
- Green Lego base plates
- iPhone 3, 4, or 5 with cameras that we can turn into iPods*

IF YOU ARE NOT SURE IF WE CAN USE SOMETHING...ASK!

Name _____

Please show your work.

Write the following in standard form:

1. Two million, one hundred sixty-seven thousand, five hundred forty-three

2. $2,000 + 40 + 6 + 0.3 + 0.05$

Add

3. $379 + 583$

4. $32,239 + 39 + 689$

Subtract

5. $982 - 491$

6. $2,000 - 482$

Multiply or divide

7. 89×46

8. $72,146 \div 8$

Solve One-Step Equations

9. $a - 6 = 10$ $a = ?$

10. $r + 14 = 37$ $r = ?$

Add or Subtract Rational Numbers. Simplify if possible.

11. $\frac{1}{12} + \frac{9}{12}$

12. $\frac{7}{16} - \frac{1}{16}$

Round the underlined place.

13. $6.\underline{3}57$

14. $6\underline{7},159.99$

Write as a Mixed Number.

15. $\frac{25}{4}$

Write as an Improper Fraction.

16. $12\frac{1}{4}$

Prime or Composite Numbers

17. Is 37 prime or composite?

18. Is 81 prime or composite?

Write the decimals in order from least to greatest.

19. 7.21 0.712 72.1 0.721 7.12

Factors

20. Find the GCF (Greatest Common Factor) of 18 and 63.



21. Find the LCM (Least Common Multiple) of 3 and 4.

Measurement

22. How many inches are there in 2 feet?

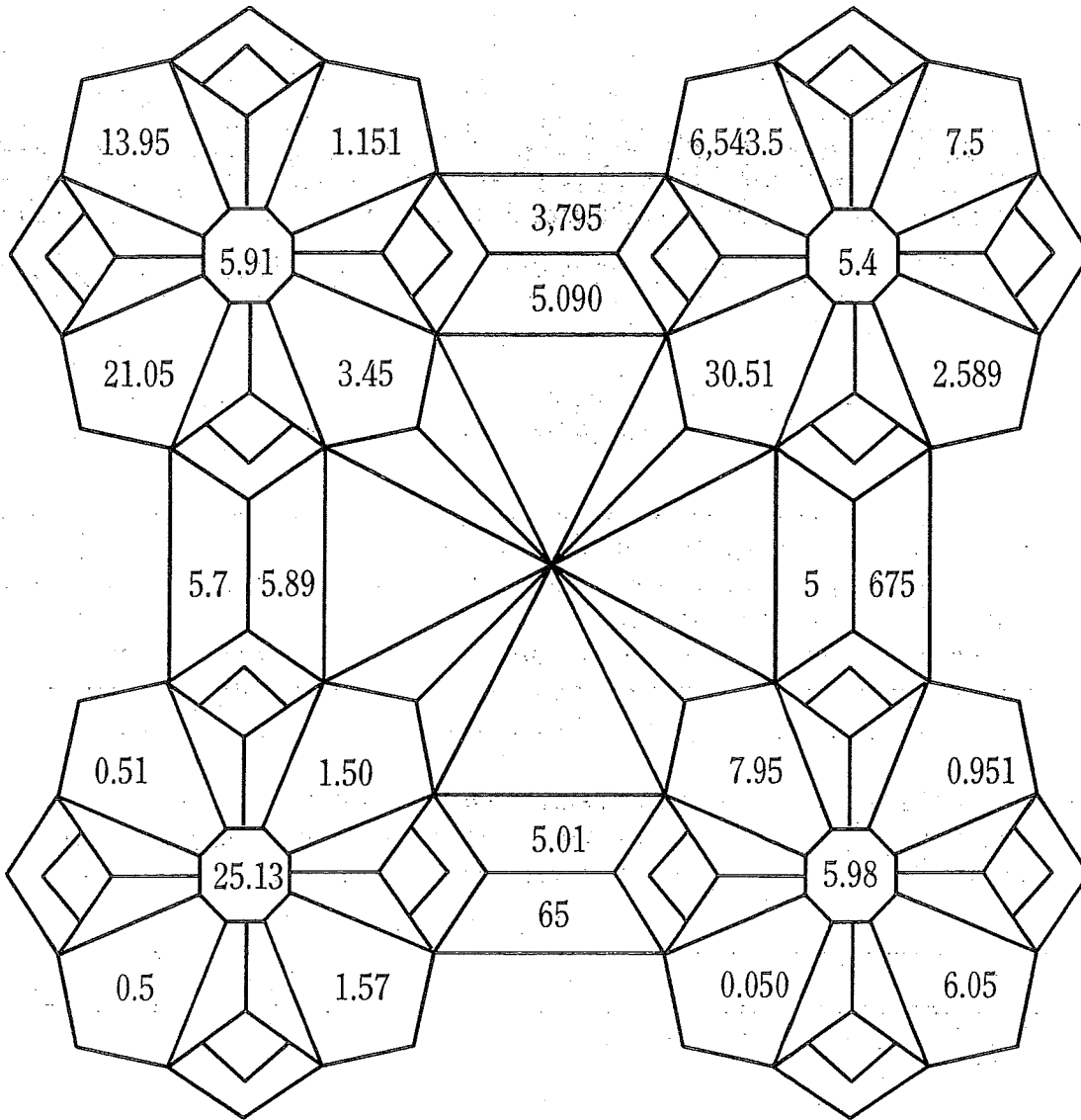
Solve

23. $4 + (8 - 2) \times 5$




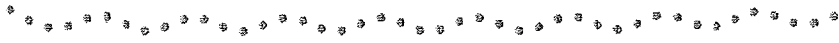
Kaleidoscope of Flowers

If the number has a 5 in the ones place, color the shape green.
If the number has a 5 in the tenths place, color the shape pink.
If the number has a 5 in the hundredths place, color the shape yellow.
Finish the design by coloring the other shapes with colors of your choice.



Taking It Further: Place the following decimals in the correct places on the lines below the dots: 4.9, 1.7, 2.5, and 0.2.





Greedy Gretchen

Gold! Gold! Gold! Help Greedy Gretchen find the path through Nottingham Forest from her house to the bank. On which path can she collect the most gold? Draw a line to show that path. On another sheet of paper, explain your answer.

